


---


---

a

---

---








d


e




A large, purple cursive lowercase letter 'f' is shown on a set of four horizontal light blue handwriting lines. The letter starts with a black dot at the top right, near the top line, and curves down and left to cross the middle line. It then continues down to cross the bottom line, forming a loop that reaches the bottom line. Finally, it curves up and right to cross the middle line again, ending with a rounded tip. The letter is positioned between the top and bottom lines, with its main vertical stroke between the middle and bottom lines.



A large, purple cursive letter 'g' is centered on a set of four horizontal light blue lines. The letter starts with a black dot at the top of the vertical stem, which is positioned between the second and third lines from the top. The letter descends to touch the bottom line, then loops back up to touch the second line, and finally loops back down to touch the bottom line again. The top of the letter is between the first and second lines.












A handwriting practice sheet featuring four horizontal light blue lines. A purple cursive letter 'j' is written between the second and fourth lines. A solid purple dot is positioned above the first line, and a solid black dot is at the top of the vertical stem of the 'j'.





m

n






P







r



---

---



S

---

---

j


u





x





A handwriting practice sheet featuring four horizontal light blue lines. A purple cursive letter 'y' is written between the second and fourth lines. A black dot is placed at the top of the first vertical stroke of the 'y' on the second line, indicating the starting point for writing.

Z